

Monitor oxygen concentration in the air!


Small oxygen monitor

Model OX-600

CE Marking approved
(excluding AC power supply specification)



- Large and easy to read, three-color LCD display



Normal screen (green)



Caution screen (orange)



Danger screen (red)

- Pressure correction function

Air pressure correction sensor incorporated in the main body ensures no fluctuation of the reading due to air pressure.

- Line up of three specifications for power supply

Specifications can be selected for "AC power", "DC power" and "dry battery" depending on the installation place.

- Continuous operation for approx. 1 year with 2 size AA alkaline battery

* No alarming, backlight off

- Up to 20 m remote sensing possible with remote sensor (optional)

Four cable length : 3 m, 5 m, 10 m, 20 m.



Just pushing the button to replace batteries

Specification

Model	OX-600		
Detection principle	Galvanic cell type		
Gas to be detected	Oxygen		
Detection method	Diffusion type		
Detection range (1 digit)	0 ~ 25.0vol% (0.1vol%)/0 ~ 50.0vol% (0.5vol%)		
Alarm setpoint value	Detection range 0 ~ 25.0vol% : 1st 19.0vol% (L)/2nd 18.0vol% (LL) Detection range 0 ~ 50.0vol% : 1st 18.0vol% (L)/2nd 25.0vol% (H)		
Gas alarm type	Two-step alarm (L-LL, L-H or H-HH)		
Gas alarm display	1st: Display lights up orange (with orange backlight) / buzzer 2nd: Display lights up red (with red backlight) / buzzer		
Gas alarm pattern	Fault alarm pattern or non latching (auto-reset)		
Concentration display	LCD digital display (3 digits/7 segments/three-color backlight, green/orange/red) *1		
Various displays	Measurement gas, gas concentration, measurement unit, battery level (only for dry battery specification)		
Function	Self-diagnosis function (sensor error, clock error, system error), air pressure correction		
Power supply	100VAC±10% 50/60Hz	24VDC±10%	Dry battery (2 size AA)
Power consumption	Max. 5VA	Max. 3W	—
Alarm contact	Dry contact 1a or 1b each/ de-energized in a normal state (energized at an alarm state) *2		—
Gas concentration signal	4 ~ 20 mADC (non-isolated/load resistance 300 Ω or less) or 0 ~ 1 VDC (non-isolated)		0 ~ 1VDC (non-isolated)
Cable between detector heads	Cable dedicated for remote sensor (select from 3 m, 5 m, 10 m, 20 m)		
Range of operating temperature and relative humidity	-10 ~ + 40° C (no sudden change), below 90% RH (non-condensing)		
External dimension (projection portions excluded)	Main body: Approx. 80 (W) × 120 (H) × 35.5 (D) mm Remote sensor: Approx.40 (W) × 96 (H) × 35.5 (D) mm		
Weight	Approx. 200 g	Approx. 180 g	Approx. 230 g
Weight of remote sensor part	Approx. 55 g (excluding cable)		
Certifications	CE Marking approved (excluding AC power supply specification)		

*1 For dry battery specification, no green backlight at normal state

*2 For dry battery specification, no alarm contact

Accessories


- 2 round head wood screws for installation
- 2 pan head screws for installation
- 1 AC power source cable 3.2 m
(Note)Included only for AC power supply specification

Optional Accessories

- Remote sensor
Monitor oxygen concentration at a remote place
(Cable length: 3 m/5 m/10 m/20 m)



- Mounting plate
- Calibration cap
Attach the cap to sensor part.



Main body

Downsizing, renovated design,
easier to use!

Improved operability by smaller and
lighter body, larger display and new up/
down buttons



Example

[Dry battery specification]

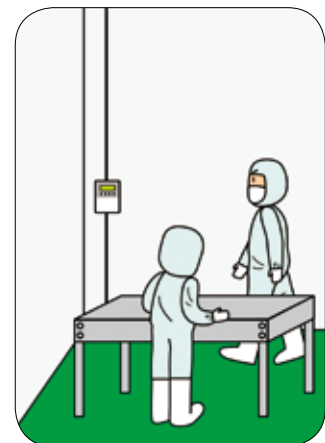
Monitoring of oxygen concentration at underground
worksite, such as tunnels and sewage lines



Monitoring of oxygen concentration in warehouses, tanks, furnaces, hospitals, and other facilities to store/consume oxygen

[100 VAC specification/24 VDC specification]

Prevention of oxygen deficiency accidents
at clean rooms, laboratories, etc.



RIKEN KEIKI Co.,Ltd.

2-7-6 Azusawa, Itabashi-ku, Tokyo, 174-8744, Japan

Phone: +81-3-3966-1113

Telefax: +81-3-3558-9110

E-mail: intdept@rikenkeiki.co.jp

Web site: <http://www.rikenkeiki.co.jp/english>

★ Distributed by: